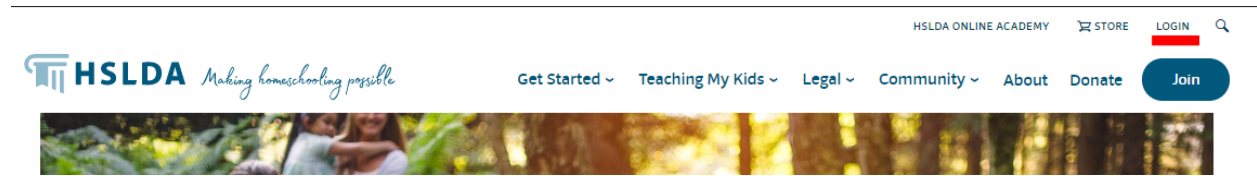
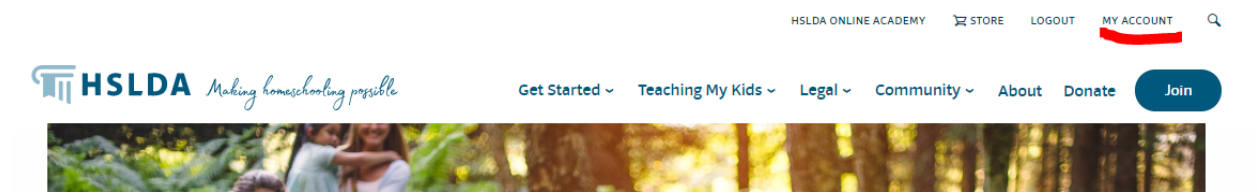


How to Resume a Previously Saved Curriculum Grant Application

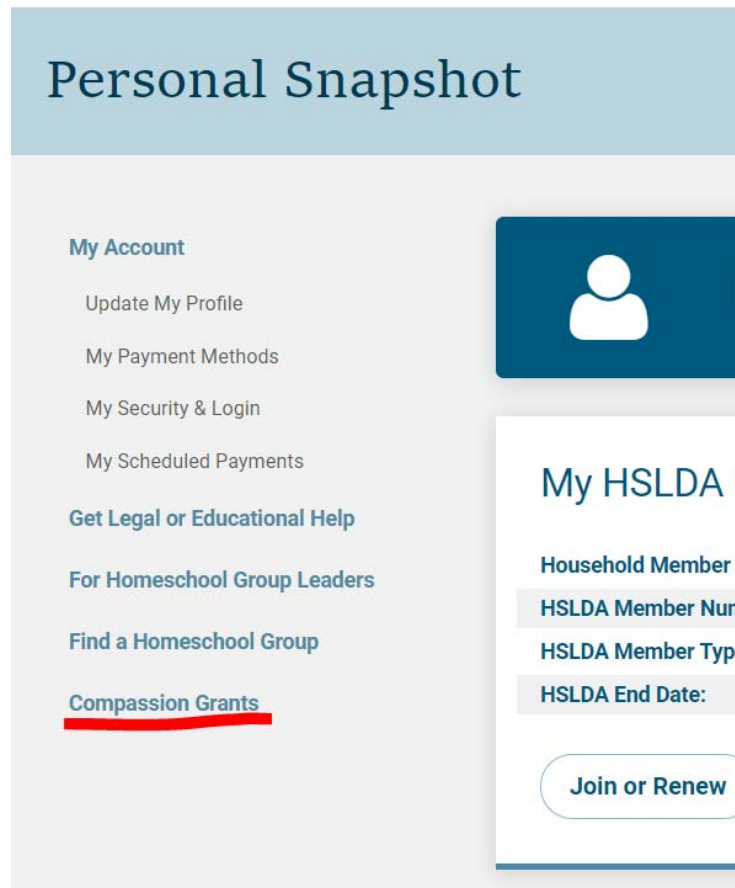
1. Go to **hslida.org**
2. If you are not logged in, click on **Login**.



3. Enter your username and password.
4. Once logged in, click on **MY ACCOUNT**.



5. Click on **Compassion Grants**



6. Click on **Apply for a Curriculum Grant**

Compassion Grants

My Account

Update My Profile

My Payment Methods

My Security & Login

My Scheduled Payments

Get Legal or Educational Help

For Homeschool Group Leaders

Find a Homeschool Group

Curriculum Grants

Our Curriculum grants are intended to assist low-income homeschooling families with a variety of costs associated with educating children at home.

[Apply for a Curriculum Grant](#)

7. Scroll down and click on **Continue to Application**

How to Apply

Click the button below to begin your application!

We recognize that some information requested may be sensitive. All of the information you provide to us is confidential and will never be sold or shared outside of HSLDA. Read our [Privacy Policy](#) for more information.

Please contact us if you have any questions about eligibility or filling out the application:

compassioninfo@hsllda.org / 540.338.8688

Monday–Friday, 8:30 a.m.–5:00 p.m. Eastern Time

[Continue to Application](#)

8. The application will be mostly blank, but don't worry! Click on **Resume a previously saved form**

Curriculum Grant Application

Save my progress and resume later | [Resume a previously saved form](#)

Tell Us About Your Family

9. Enter the email and password you used when you saved the form and click **Resume this form**

Curriculum Grant Application

Identity check

Please enter your email and password to resume this form.

Your Email:

Your Password:

[Resume this form](#)

| [Forgot your password?](#)

| [Need assistance with this form?](#)

If you encounter any difficulties, please call 540-338-8688 and a Compassion Grant Administrator will be happy to assist.